

Venango County Community Health & Well-being



A REPORT BY BRIDGE BUILDERS COMMUNITY FOUNDATIONS

23%

Percentage of Pop. with a Disability (2022)

47

Median Age (2022)

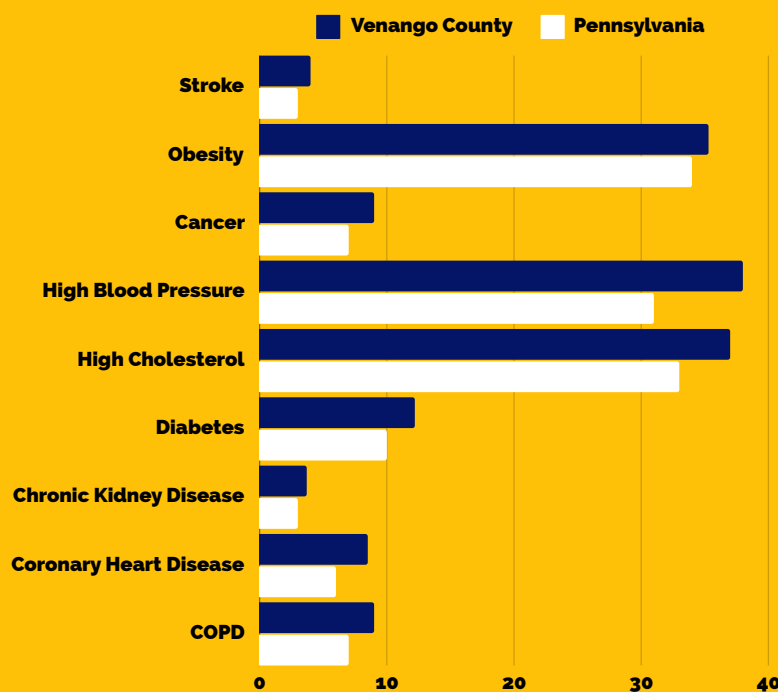
24%

Percentage of Pop. Over 65 (2019)

78

Life Expectancy at Birth (2022)

AN OVERVIEW OF VENANGO COUNTY'S HEALTH (BY PERCENT, 2021)



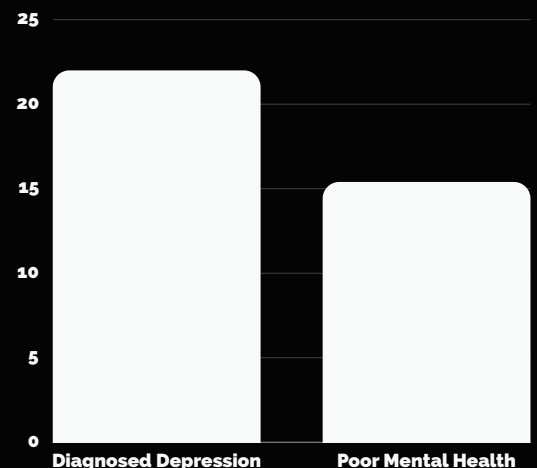
As shown in the accompanying graph, when compared to the Commonwealth of Pennsylvania, Venango County has a higher percentage of residents in poor health in every listed category. Nearly 40% of Venango County's population struggles with obesity, high blood pressure, and high cholesterol. Diabetes also complicates the life of many residents, with over 12% of the population having received a formal diagnosis.

Around 20% of Venango County residents report that they struggle with poor overall health. While many of the health challenges highlighted in the chart are not unique to Venango County, addressing these issues is critical to a more vibrant community. Access to health care facilities, the prevalence of health care coverage, and the affordability of services are all critical factors in the effort to improve community health.

HIGHLIGHTING MENTAL HEALTH

Mental health in Venango County is a significant concern, with rates of depression and poor mental health impacting many residents. According to the following 2022 data, nearly a quarter of Venango County's 50,475 residents currently have been diagnosed with depression and around 15% report poor overall mental health.

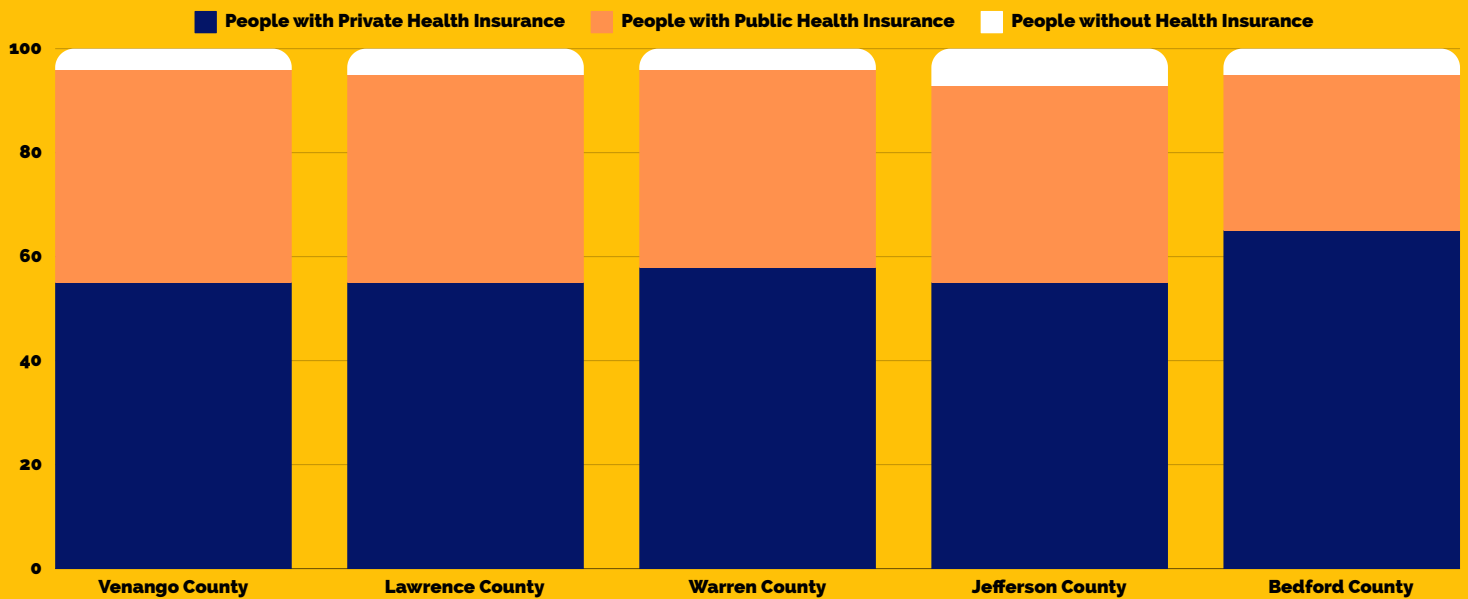
Thankfully, Venango County has over 62 mental health care providers in the region, which is significantly more than the selected comparison counties of Lawrence, Warren, Jefferson, and Bedford. Ensuring adequate support for accessing these services is vital, as well as providing support for those who may not have received a formal diagnosis.



AN OVERVIEW OF HEALTH CARE COVERAGE

Adequate health care coverage is essential for a healthy community. In Venango County, 32,743 residents are covered by private health insurance, likely through employment, while 24,131 residents have public health insurance coverage (i.e. Medicaid, Medicare, etc.) and 2,463 residents have no coverage at all.

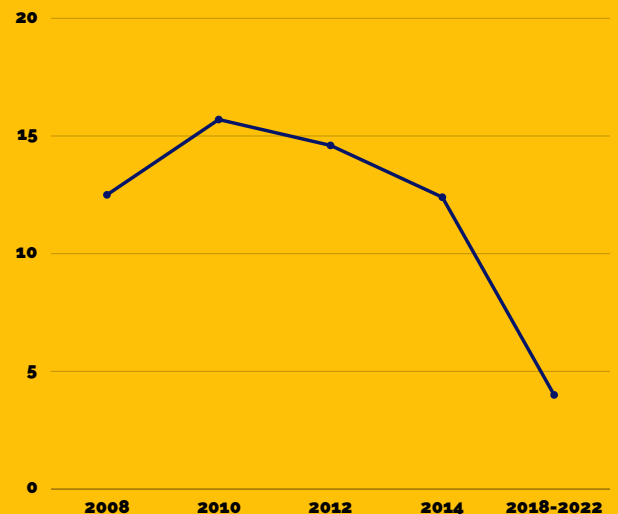
VENANGO COUNTY'S HEALTH CARE COVERAGE IN CONTEXT (BY PERCENT, 2022)



COVERAGE IMPLICATIONS

As seen in the chart above, Venango County has a relatively even divide between residents who have public health insurance (41%) and those with private health insurance (55%). This leaves approximately 2,463 residents (4%) who report having no coverage at all. Considering the availability of public healthcare for underserved populations, identifying these residents and their reasons for not having coverage is important. Healthcare coverage is critical to consistently access medical care while maintaining financial stability. Changes in the availability of public healthcare options within the last 15 years has led to a precipitous drop in those without coverage. However, ensuring proper education about healthcare availability and securing adequate resources for health care literacy could help cover the remaining uninsured households and lead to better health outcomes in the community.

PERCENTAGE OF PEOPLE WITHOUT HEALTH INSURANCE



CONCLUSION

Understanding the role of community health in Venango County allows local leaders to address disparities, advocate for healthcare access, and target interventions to improve overall community wellness. By identifying the county's greatest health challenges, non-profits and community groups can disperse funding and stand-up programming to help meet those needs while improving the health and well-being of residents at the same time.